



ST. MARY'S *Catholic High School, Dubai*

Comparision Of CAT 4 Analysis (2016-17 (vs) 2017-18)


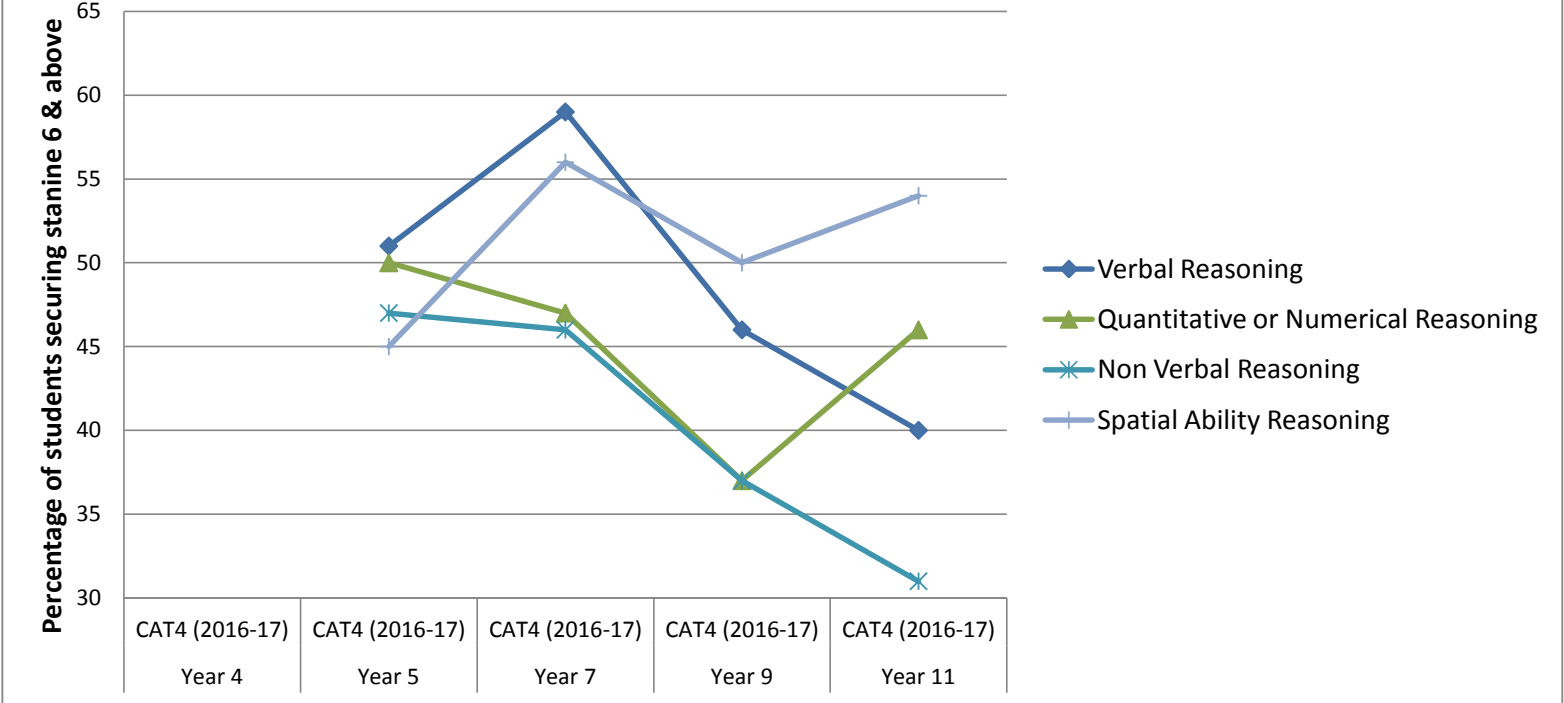


CAT4


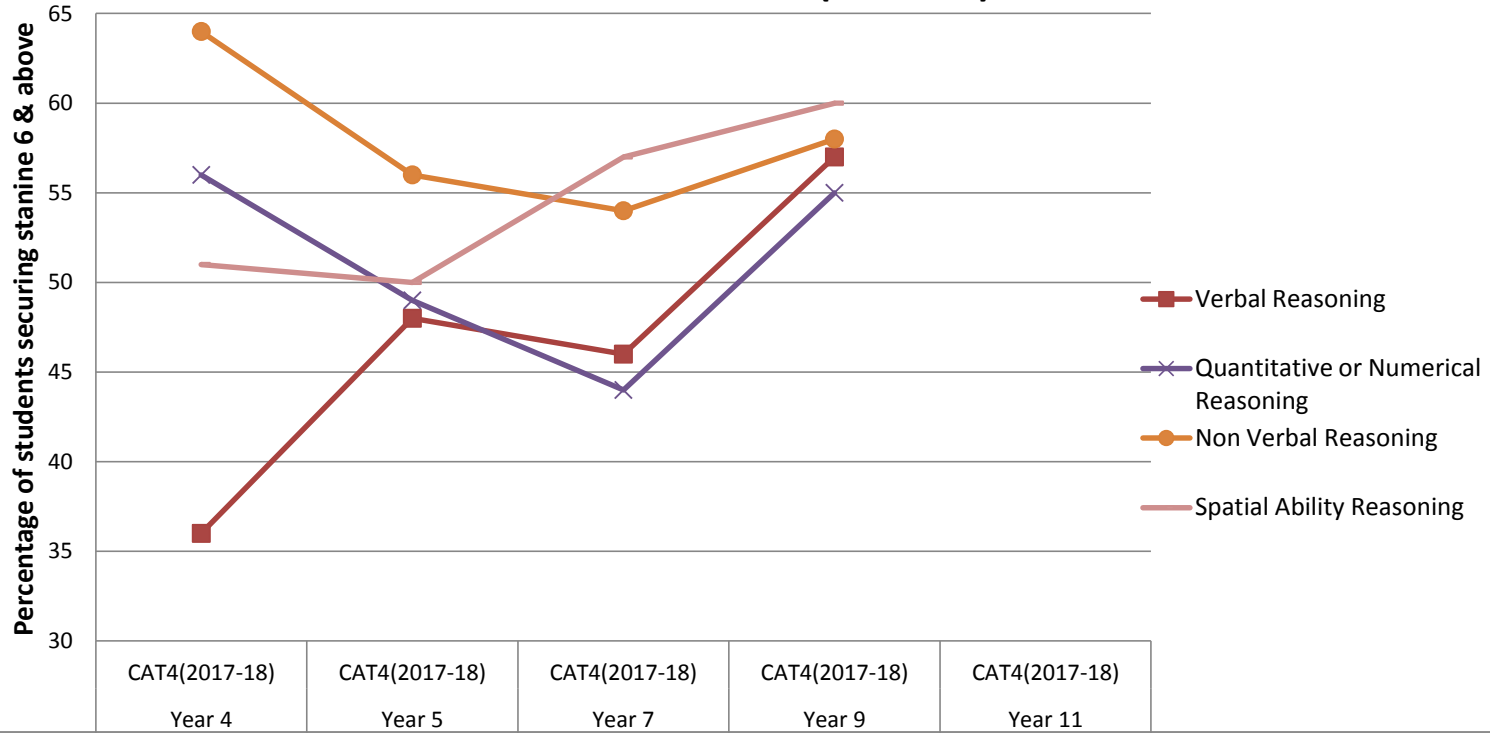
Comparision Of CAT 4 Analysis -Stanine 6 & above(2016-17 (vs) 2017-18)

Class	Year	Verbal Reasoning	Quantitative or Numerical Reasoning	Non Verbal Reasoning	Spatial Ability Reasoning
Year 4	CAT4 (2016-17)	NA	NA	NA	NA
	CAT4(2017-18)	36 %	56 %	64 %	51%
Year 5	CAT4 (2016-17)	51 %	50 %	47 %	45%
	CAT4(2017-18)	48%	49%	56%	50%
Year 7	CAT4 (2016-17)	59%	47 %	46 %	56%
	CAT4(2017-18)	46%	44 %	54%	57%
Year 9	CAT4 (2016-17)	46%	37%	37 %	50%
	CAT4(2017-18)	57%	55 %	58%	60%
Year 11	CAT4 (2016-17)	40%	46 %	31 %	54%
	CAT4(2017-18)	NA	NA	NA	NA

CAT 4 Analysis - Stanine 6 & above(2016-17)


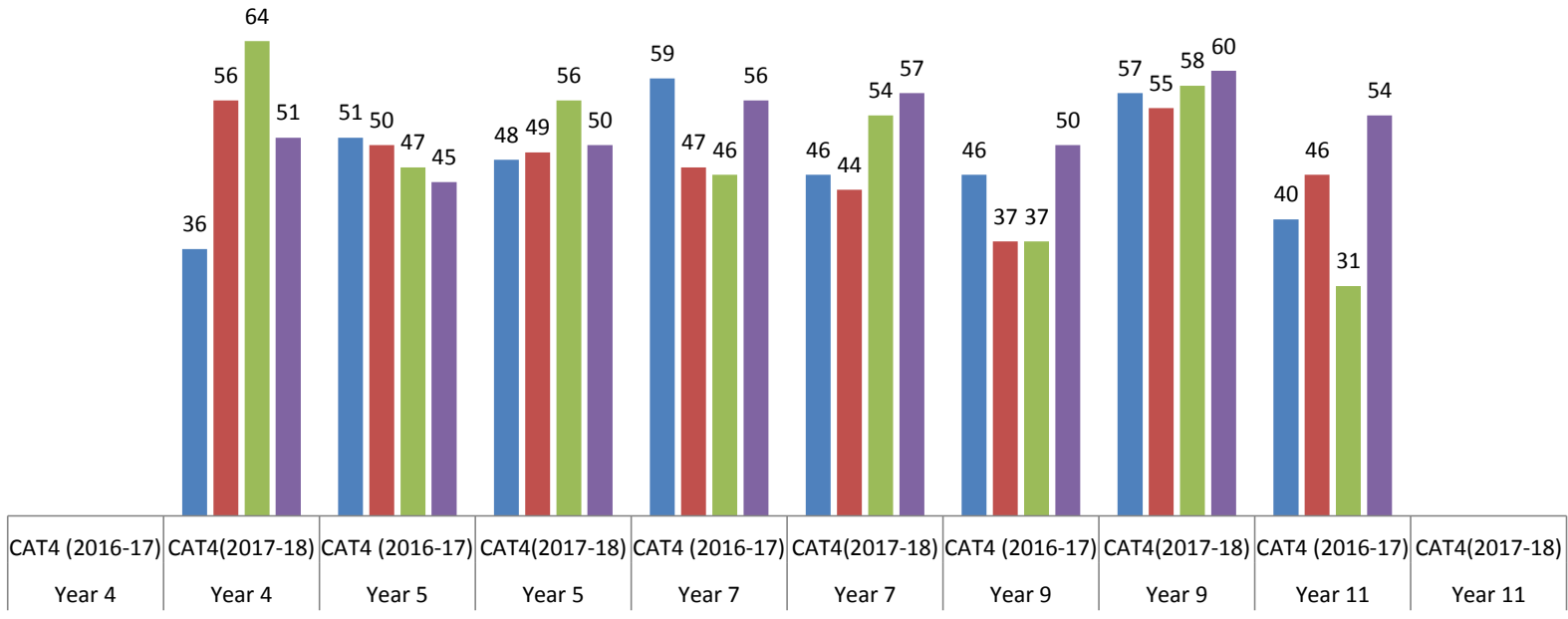


CAT 4 Analysis - Stanine 6 & above(2017-18)



Comparison Of CAT 4 Analysis -Stanine 6 & above (2016-17 (vs) 2017-18)

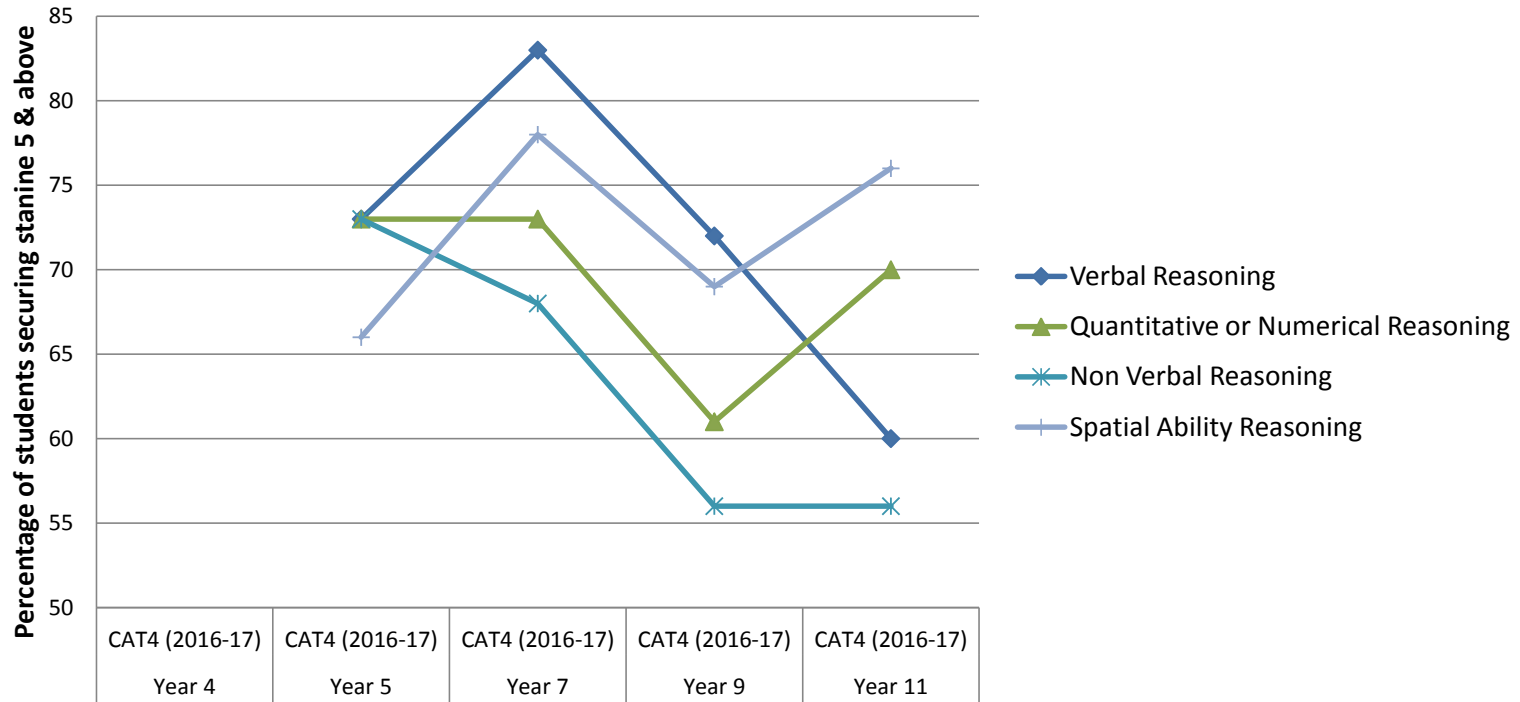
■ Verbal Reasoning
 ■ Quantitative or Numerical Reasoning
 ■ Non Verbal Reasoning
 ■ Spatial Ability Reasoning



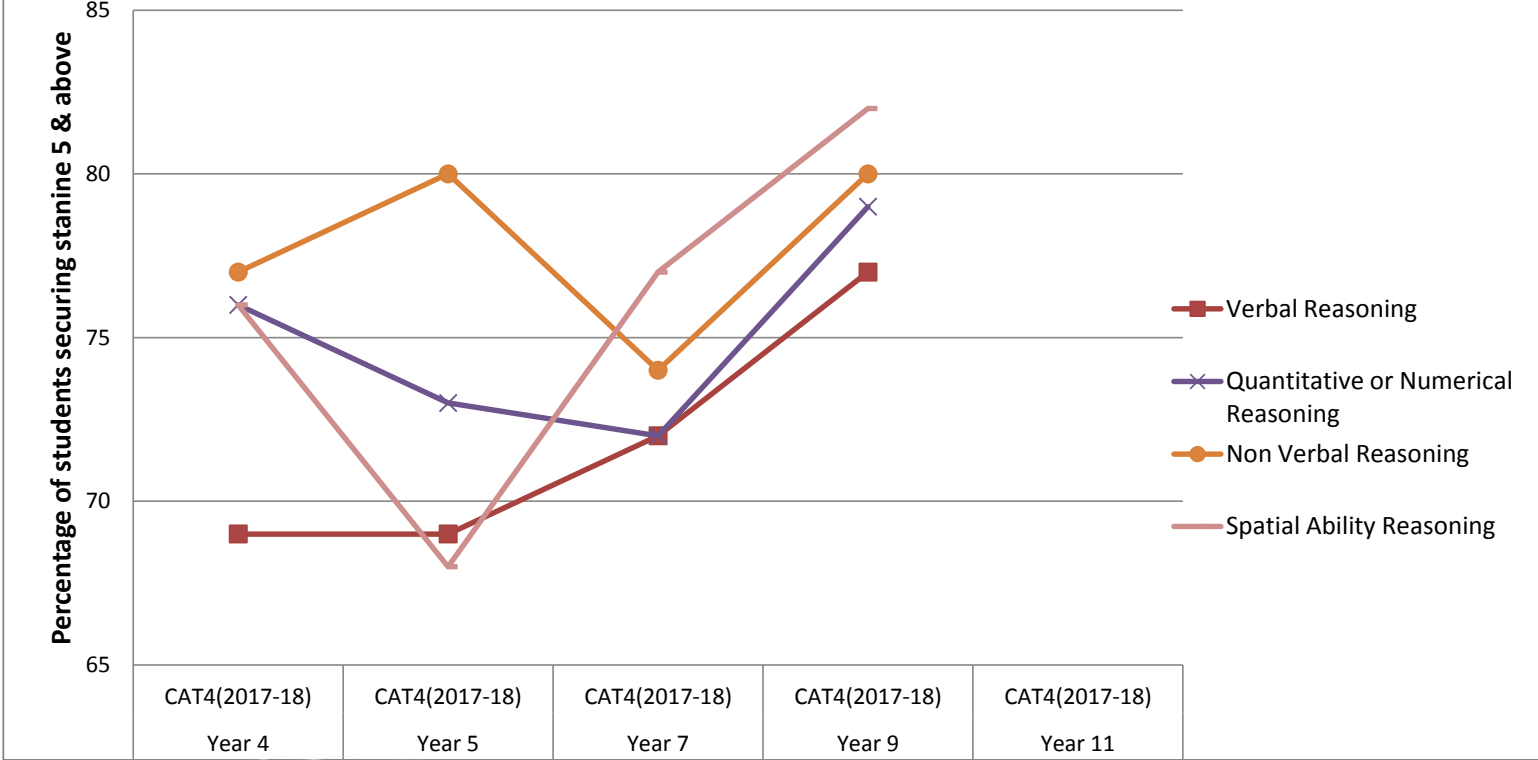
Comparision Of CAT 4 Analysis -Stanine 5 & above(2016-17 (vs) 2017-18)

Class	Year	Verbal Reasoning	Quantitative or Numerical Reasoning	Non Verbal Reasoning	Spatial Ability Reasoning
Year 4	CAT4 (2016-17)	NA	NA	NA	NA
	CAT4(2017-18)	69%	76%	77%	76%
Year 5	CAT4 (2016-17)	73%	73%	73 %	66%
	CAT4(2017-18)	69 %	73 %	80 %	68%
Year 7	CAT4 (2016-17)	83%	73%	68 %	78%
	CAT4(2017-18)	72%	72%	74%	77%
Year 9	CAT4 (2016-17)	72%	61%	56 %	69%
	CAT4(2017-18)	77%	79 %	80%	82%
Year 11	CAT4 (2016-17)	60%	70%	56%	76%
	CAT4(2017-18)	NA	NA	NA	NA

CAT 4 Analysis - Stanine 5 & above(2016-17)



CAT 4 Analysis - Stanine 5 & above(2017-18)



Comparison Of CAT 4 Analysis -Stanine 5 & above (2016-17 (vs) 2017-18)

■ Verbal Reasoning
 ■ Quantitative or Numerical Reasoning
 ■ Non Verbal Reasoning
 ■ Spatial Ability Reasoning

