

IBT Online Report Access – For Students

All participating students are now able to access their IBT student report on the online report delivery system via their own individual logins.

This is a two-step process:

- Register for an account to receive a username and password.
- Login and download the student report.

All students must be provided with the following instructions:

Registering an account

1. Go to the following website address for IBT online reporting to login:

<https://ibtreporting.acer.edu.au/#/login>

The login page for the online system will be displayed:

Students must first register to use this system before they can login and access their IBT reports.

Register

Schools will be provided with a username and password by their IBT country administrator.

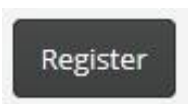
Login

Username:

Password:

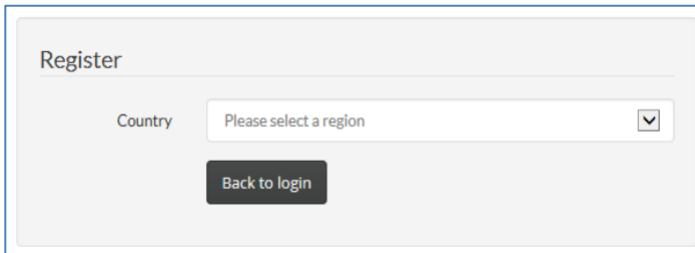
Login

2. Select register to set up a student account.





3. Select your country or region.



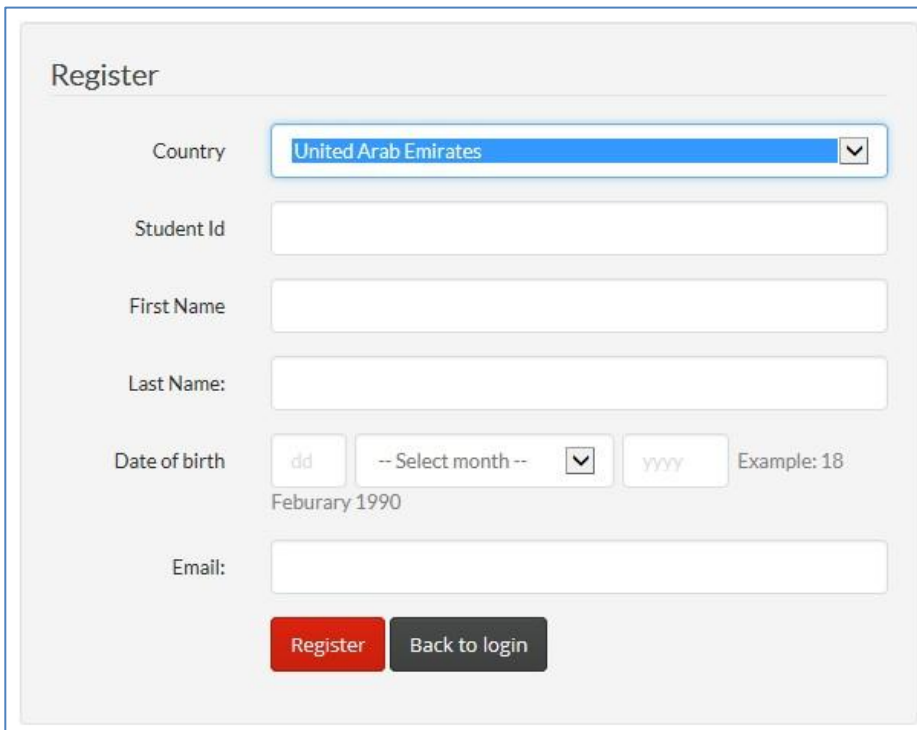
Register

Country

4. Complete the online registration form.

The following information is required to register:

- Student ID
- First name
- Last name
- Date of birth
- Valid e-mail address



Register

Country

Student Id

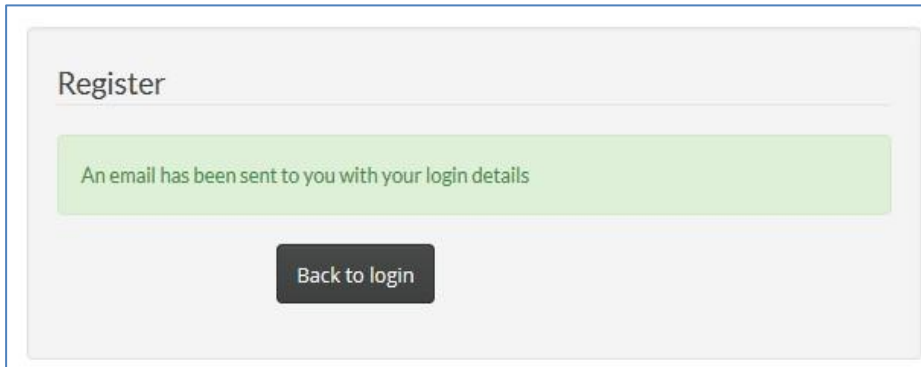
First Name

Last Name:

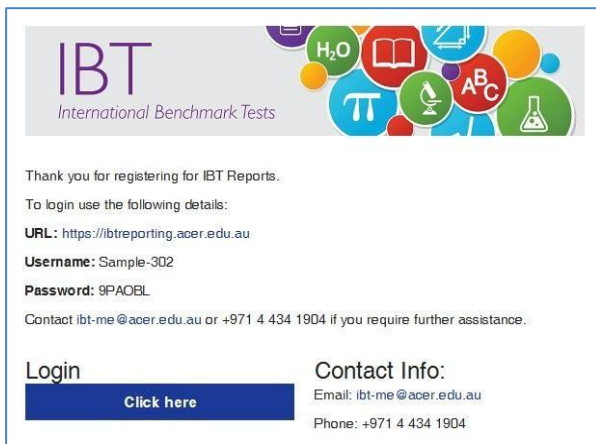
Date of birth Example: 18
February 1990

Email:

- A username and password will be sent to the email address provided.



The automatically generated username and password sent to the students' registered e-mail address will appear as follows:



Logging-in and downloading your report

- Go to the IBT online reporting login website site again:

<https://ibtreporting.acer.edu.au/#/login>



- Use the username and password emailed to you to login.

- Click on 'download' to access your report

Reports for the subject(s) attempted will be provided in one PDF. file.

Further Information

Contact **ACER Dubai Office**, Email: ibt-me@acer.edu.au, Phone: +971 4 434 1904