



# ST. MARY'S *Catholic High School, Dubai*



The SIMS Parent app

A convenient way to communicate with parents


CAPITA |



helping  
schools  
inspire

# What is SIMS Parent App?

The SIMS Parent app allows schools to *easily communicate with parents*. Whether it's sharing information such as attendance, or school reports, or sending reminders for homework tasks, all of the information is easily accessible from the convenience of their phone, tablet or PC.



The SIMS Parent app

A convenient way to communicate with parents

# Supported platform operating systems/devices:

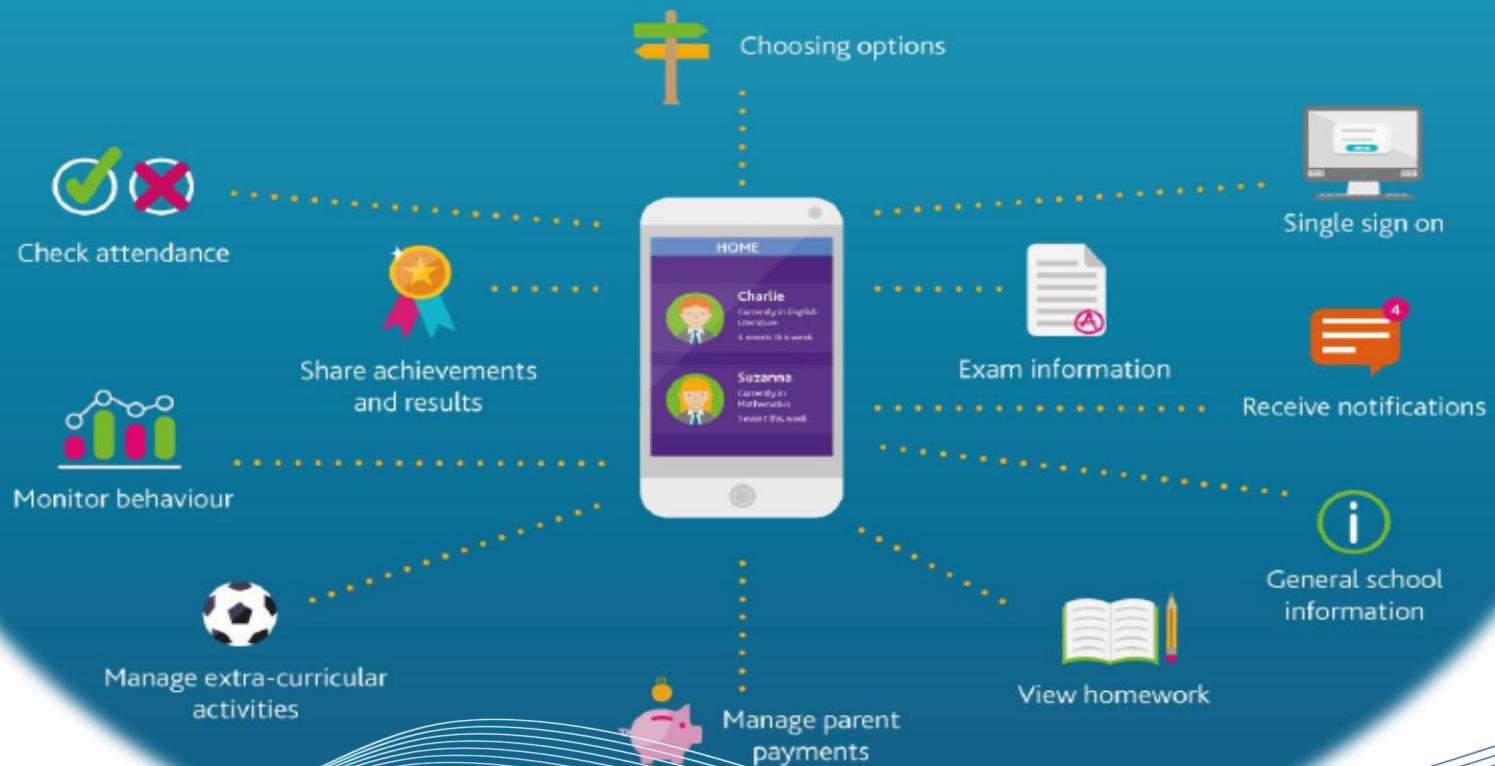
- The SIMS Parent app is compatible with the following platform operating systems and devices.
- Apple iOS versions iOS 7 & iOS 8
- I Pad 2
- Third-Generation iPad
- Fourth-Generation iPad
- I Pad mini
- I Pad Air 1 and 2
- Android device
- Windows 10



The SIMS Parent app


A convenient way to communicate with parents

# A clear view of school life




## The SIMS Parent app

A convenient way to communicate with parents



# Modules of SIMS



- Attendance
- Conduct
- Assessment
- Homework
- Timetable
- Assessment Report Card
- Data Collection



The SIMS Parent app

A convenient way to communicate with parents

# How to download SIMS Parent App?



## I pad users:


- Search SIMS Parent App using App store.

## Android Users:

- Search SIMS Parent App using Play Store

## Windows 10 Users:

- Search SIMS ParentApp using Windows 10 Store



The SIMS Parent app

A convenient way to communicate with parents

# Steps:

1. Login Gmail with the email id password given by the school.

2. Open the following mail

*“St Marys Catholic High School - Dubai - SIMS Online Services Invite”*

3. From the mail open the following.

*To join, simply [click this link](#). The link is valid for the next 90 days.*

---

St Marys Catholic High School - Dubai is inviting you to join SIMS Online Services, their r portal. You can register for the following services:

- SIMS Parent

To join, simply [click this link](#). The link is valid for the next 90 days.

You can register to sign in with your existing credentials with any of the below account providers:


- Microsoft/Office 365
- Twitter
- Facebook
- Google




The SIMS Parent app

A convenient way to communicate with parents

## 4. Click on Sign in in with Google .



## 5. Then again sign in with the same email id password which is given by the school. (note: If you changed the password, use the new password.)



The SIMS Parent app  
A convenient way to communicate with parents



## 6. Registration page will be opened. Click on Register



### Registration


You will have received a new service invite code from either Capita SIMS or from your school administrator.

Please enter the code below and tap or click Register.

**Name**  (not you?)


**Signed in with**

**Invitation Code**



# The SIMS Parent app

A convenient way to communicate with parents



7. Install Parents App in your mobile. For that Follow the steps whichever given in the next video. Also Please remember to *use the email id, which is provided by the school to login* , after installing Parents App in your mobile.

Also “*Select in Sign in provider*” Page select “*Sign in with Google*”

**[Click to view the clear video to install & use SIMS Parents App in Ur Mobile](#)**





# Thank You!



## The SIMS Parent app

A convenient way to communicate with parents

